



TUBELESS STEAM BOILER

TLS SERIES

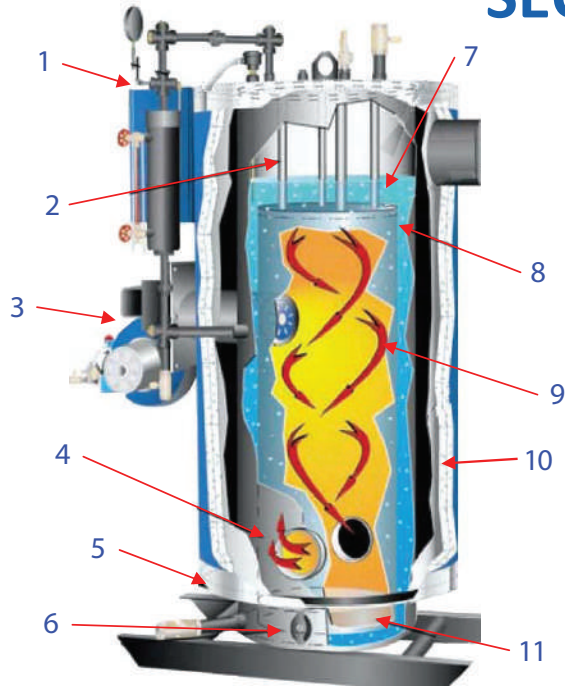
3-PASS DESIGN ALL STEEL TUBELESS STEAM BOILER
Efficiency, Reliability and Durability

Capacities from 10 to 50 BHP
340 to 1700 kBTU/H
Pressure max 150 PSI



- High Efficiency
- Easy Operation
- Fuel: Capable of burning natural gas

SECTION VIEW



1. Control Panel
2. Ridged (stay rod)
3. Burner
4. Furnace port (Gases exit)
5. Bottom fireside
6. Handholes
7. Steam space
8. Boiler shell
9. Heat Flow
10. Inner heat shroud
11. No cast refractory floor fire

Inspected by
LLOYDS, SGS



Designed,
constructed and
stamped in
accordance with the
requirements of the
ASME Boiler Codes.

TECHNICAL DATA

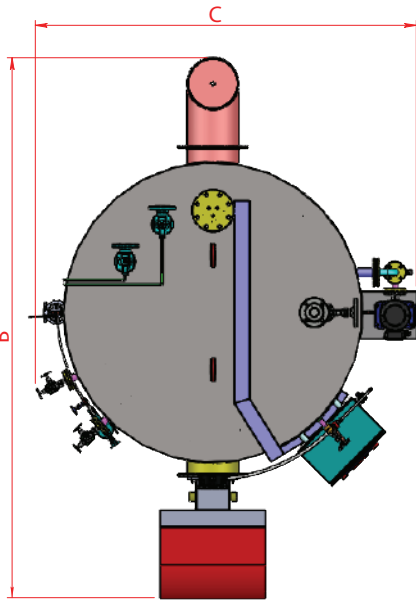
| MODEL | TLS10 | TLS20 | TLS30 | TLS50 |
|-----------------------------------|---------------------------|-------|-------|-------|
| FUEL | NG, LIGHT OIL, LPG or CNG | | | |
| Steam Capacity (BHP) | 10 | 20 | 30 | 50 |
| Heat Output (kW) | 100 | 200 | 300 | 500 |
| Total Heat Surface Area (SQ.FT) | 77 | 106 | 160 | 252 |
| Design Pressure (PSI) | 150 | 150 | 150 | 150 |
| Total Volume (Gal) | 79 | 110 | 158 | 211 |
| Oil Consumption DO (Gal/H) (*) | 3,0 | 5,5 | 9,3 | 14,2 |
| Gas Consumption LPG (SCF/H) (**) | 174 | 327 | 545 | 825 |
| Gas Consumption CNG (SCF/H) (***) | 418 | 784 | 1308 | 1981 |
| Chimney outlet ø (Inch) | 6 | 8 | 10 | 10 |
| Overall Width A (Inch) | 33,5 | 51,2 | 52,0 | 62,2 |
| Overall Length B (Inch) | 35,4 | 47,2 | 55,1 | 57,1 |
| Overall Height C (Inch) | 68,9 | 82,7 | 94,5 | 96,5 |

(*) : Calorific Value 140.000 BTU/Gal

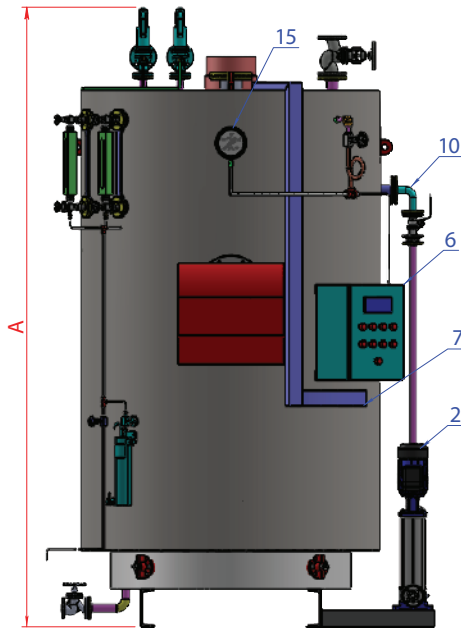
(**) : Calorific Value 2.400 BTU/SCF

(***) : Calorific Value 1.000 BTU/SCF

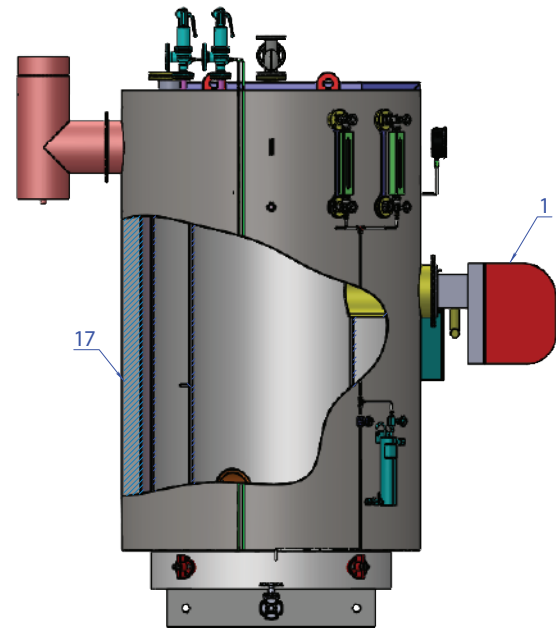
TECHNICAL DRAWINGS



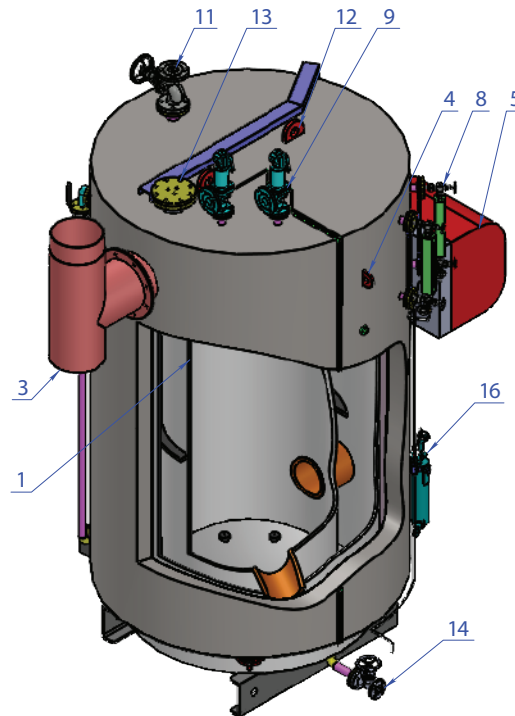
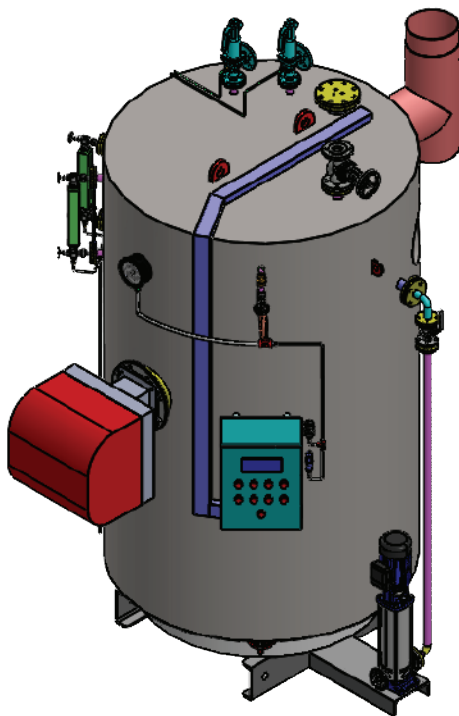
TOP VIEW



FRONT VIEW



LEFT VIEW



ANNOTATION:

1. Boiler body
2. Pump skid
3. Flue exhaust & stack tee
4. Lashing lug
5. Burner
6. Control panel
7. Cable tray
8. Sight glass
9. Safety valve
10. Feedwater inlet
11. Main steam valve
12. Lifting lug
13. Water level probes
14. Blowdown valve
15. Pressure gauge
16. Chemical sample pot
17. Insulation

PRODUCT OVERVIEW

- Efficient 3 - Pass Design
- Flexibility - Capable of burning natural gas, fuel oil, digester gas, hydrogen, & various other gaseous fuels
- ASME Code Constructed & Stamped
- Competitively Priced, Easily Maintained, Designed for Efficiency
- Large Furnace Volume for Ultimate Combustion Efficiency
- Low Heat Release
- Factory Insulated - 3" Mineral Wool
- Factory Jacketed & Stainless Steel
- Easy to maintaining and operating
- Ample Waterside Clean - Out Openings
- Fully Automatic Operation
- Wet Back Construction
- Factory Test Fired
- Flame Observation Ports Front & Wetback

These steam boilers provide a large thermal mass and can therefore supply a significant volume of steam draw-off whilst still maintaining a stable operating environment. In essence, these firetube steam boilers are excellent for any industry that needs high quantities of steam at different times, which when the steam is drawn-off, it won't affect the boilers operations (such as foam manufacturing and abattoirs). All units are factory packaged with operating controls, relief valves, burner and fuel train. Installation is made simple in that only service connections are needed to place in operation. Flexible burner



CONTACT US